



# Manicaland HIV/STD Prevention Project

## Epidemic Status Report 2012

Biomedical Research & Training Institute, 10 Seagrave Rd, Avondale, P.O. Box CY 1753, Harare, Zimbabwe  
Tel: 04 333091/335641 & Prof S.K Chandiwana Public Health Research Centre, Mutasa D.C., P.O. Box 3449, Hauna.

### NZVIMBO DZOSE DZAKAITWA ONGORORO

---

#### MUSORO

Ongororo yekutanga yeManicaland HIV/STD Prevention Project yakaitwa muna Chikunguru mugore ra1998 kusvika muna Ndira wa2000. Ongororo dzakatevera dzakaitwa muna Chikunguru wa2001 kusvika muna Ndira wa2003, imwe kubva muna Nyamavhuvhu wa2003 kusvika muna Nyamavhuvhu wa2005, zvakare imwe muna Nyamavhuvhu wa2006 kusvika muna Mbudzi wa2008. Ongororo yechishanu yakazoitwa kubva muna Chikunguru 2009 kusvika muna Chikunguru 2011. Gwaro rino rinofananidza dudziro huru dzakabuda munharaunda muno maererano nekubatira kweutachiwana hweHIV nezvimwe zvirwere zvinowanikwa mukusangana pabonde. Vana vadiki vane makore ari pakati pamakore maviri kusvika kugumi nemanomwe vakatanga kukurukurwa navo muongororo yechishanu. Zvinatevera chidimbu chedudziro dzeongororo. Zvakawanda tarisai mukati nekuseri kwepepa rino.

#### NZVIMBO DZAKAITWA ONGORORO

Ongororo yeManicaland HIV/STD Prevention Project yakaitwa munzvimbo dzinotevera: Katiyo, Eastern Highlands, Honde Mission, Selbourne, Nyanga, Watsomba, Nyazura, Nyabadza/Nyahukwe, St. Theresa Mission, Sheba, St. Killians Mission, neBonda Mission. Muongororo yekutanga vanhu **9,479** vakapinda muchirongwa. Muongororo dzakatevera vanhu vakuru **7,369**, **14,208** uye **10,525** vakapinda muchirongwa. Muongororo yechishanu makapinda vanhu vakuru vanosvika **14,461** nevana **4,065** muchirongwa.

#### DUDZIRO DZAKAKOSHA DZEONGORORO

- Zvikamu gumi nezvina kubva muzana (**14%**) zvevarume pamwe nezvikamu gumi nezvinomwe kubva muzana (17%) zvevakadzi vakawanikwa vaine hutachiwana hweHIV.
- Zvikamu zviriviri nechidimbu (**2.5%**) kubva muzana zvevakomana pamwe nechikamu chimwe nezvidimbu zvisere kubva muzana (1.8%) chevasikana vakawanikwa vaine utachiwana hweHIV.
- Huwandu hwevarume nevakadzi vane hutachiwana hweHIV hwakaderera kubva muongororo yekutanga nedzimwe dzakatevera mushure. Zvakadarwo, huwandu hwevanhu vane hutachiwana hweHIV huchiri hwakawanda.
- Huwandu hwevarume nevakadzi vakaratidza kuva neshamwari dzepabonde dzinodarika imwechete mugore rapera hwakaderera kubva muongororo yekutanga.
- Rusaruro kuvanhu vane HIV/AIDS rwuri kuderera uyezve vanhu vakawanda vane hutachiwana hweHIV vanoona vakasununguka kutaura dudziro dzeongororo yehutachiwana hweHIV kumurume/mukadzi/mudiwa wavo uye kuvabereki.
- Huwandu hwevanhu vakuru vakaongororwa hutachiwana hweHIV hwakawedzera zvikuru mumakore mashanu apfuura. Asi huwandu hwevarume vakaongororwa hutachiwana hweHIV huchiri pasi pezvikanu makumi mashanu kubva muzana (**50%**).
- Ruzivo maererano nezvemishonga inokwanisa kuderedza huwandu hwehutachiwana hweHIV mumuviri hwakawedzera zvikuru mumakore mashanu apfuura.
- Vana vari pasi pemakore mashanu, zvikamu gumi kubva muzana (**10%**) vane huremu huri pasi pehunotarisiwa pazera ravo.
- Mwana umwe chete pavana gumi inherera yakashaikirwa nevabereki vose.

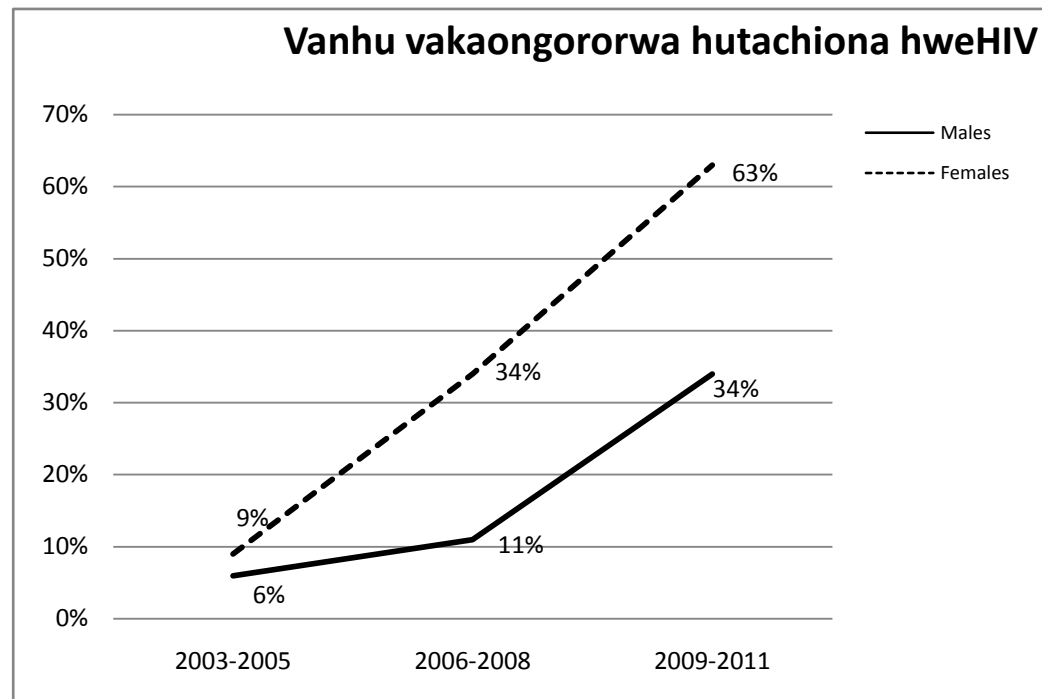
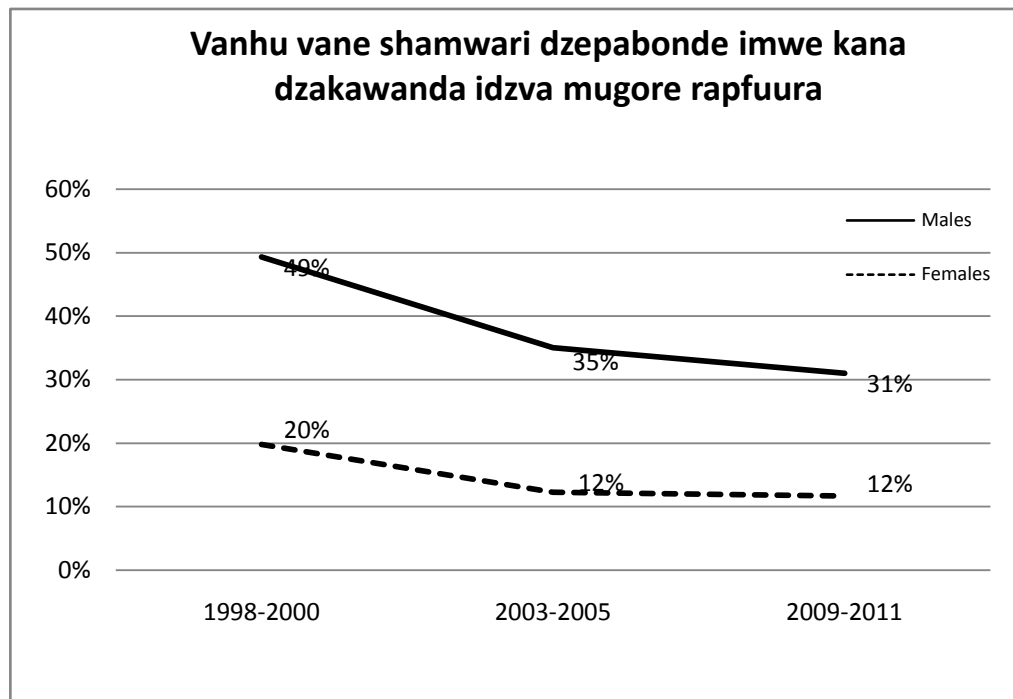
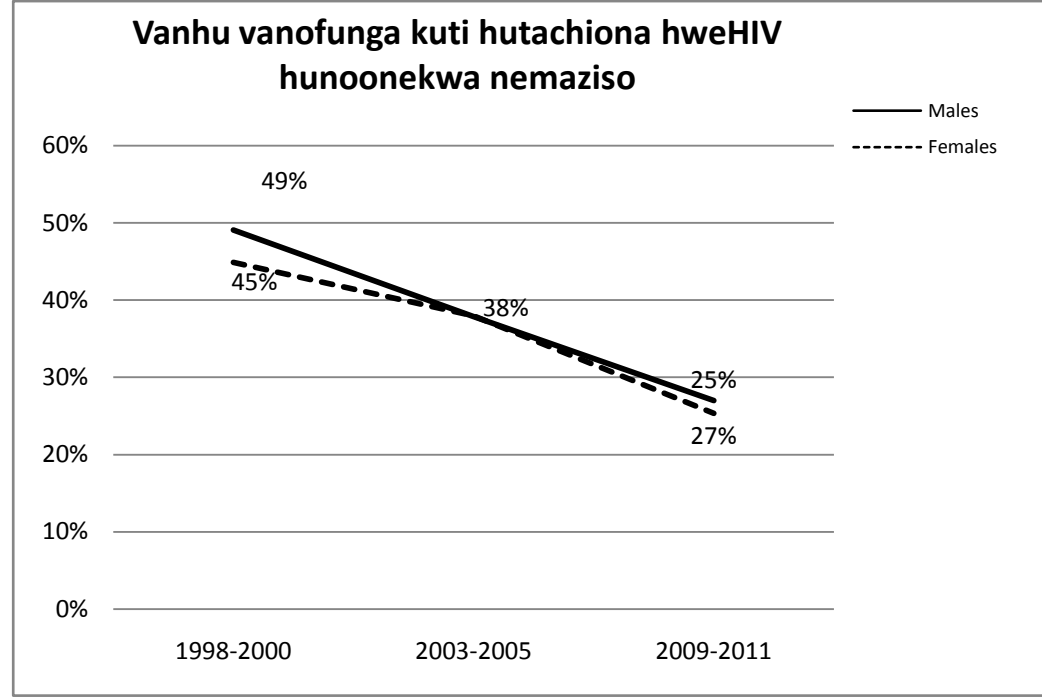
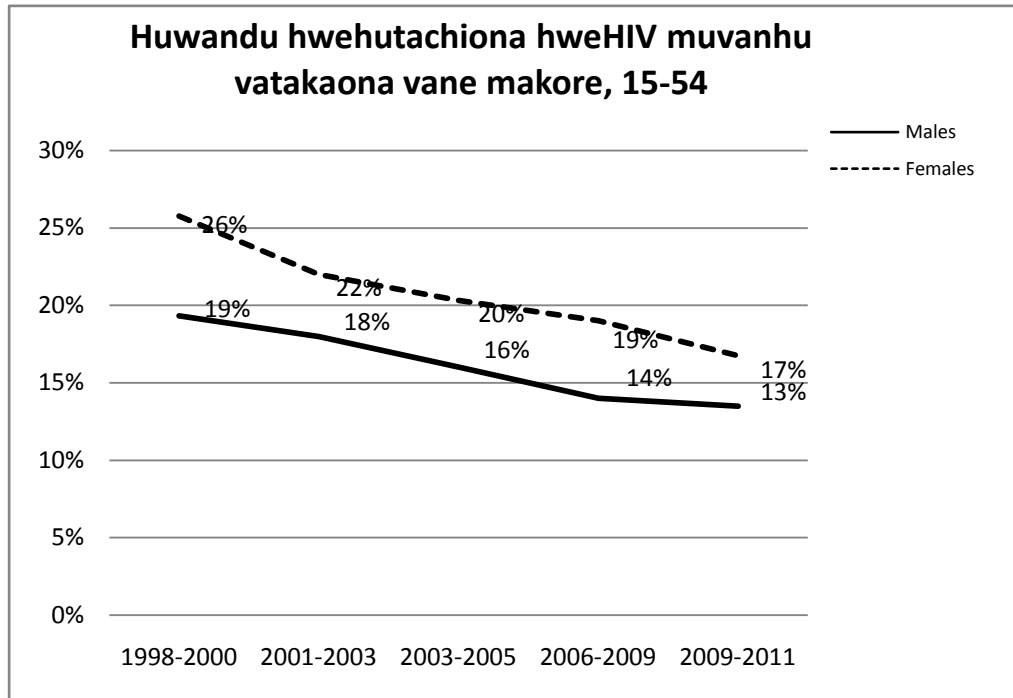
All Sites - ages 2-54 years

ver s.3. 10_02_2014	MALES									FEMALES								
	BASELINE (ONGORORO 1998-2000)			FOLLOW-UP 2 (ONGORORO 2003-2005)			FOLLOW-UP 4 (ONGORORO 2009-2011)			BASELINE (ONGORORO YEKUTANGA) 1998-2000			FOLLOW-UP 2 (ONGORORO YETATU) 2003-2005			FOLLOW-UP 4 (ONGORORO 2009-2011)		
	HIV+ people	Total	%	HIV+ people	Total	%	HIV+ people	Total	%	HIV+ people	Total	%	HIV+ people	Total	%	HIV+ people	Total	%
<b>1. Huwandu hweHIV (Prevalence)</b>																		
<b>1.1 Vakapinda muchirongwa (2-14 yrs)</b>																		
<b>1.2 Vakapinda muchirongwa (17-54 yrs varume and 15-44 yrs vakadzi)</b>	837	4,330	19.3%	945	5,896	16.0% ▼	621	4,605	13.5% ▼	1,327	5,149	25.8%	1,690	8,312	20.3% ▼	1,148	6,854	16.7% ▼
<b>1.3 Zvikwata zvemakore</b>																		
2-4							9	342	2.6%							3	351	0.9%
5-9							17	684	2.5%							19	620	3.1%
10-14							16	688	2.3%							9	729	1.2%
15-19	12	1,039	1.2%	24	1,790	1.3% ▲	29	1,594	1.8% ▲	88	1,248	7.1%	63	2,053	3.1% ▼	54	1,649	3.3% ▲
20-24	91	1,113	8.2%	58	1,401	4.1% ▼	37	817	4.5% ▲	270	1,017	26.5%	258	1,813	14.2% ▼	92	1,197	7.7% ▼
25-34	406	1,203	33.7%	345	1,703	20.3% ▼	179	1,396	12.8% ▼	607	1,498	40.5%	836	2,589	32.3% ▼	522	2,354	22.2% ▼
35-44	231	621	37.2%	374	954	39.2% ▲	268	982	27.3% ▼	362	1,371	26.4%	534	1,849	28.9% ▼	480	1,654	29.0% ▲
45-54	97	365	26.6%	150	612	24.5% ▼	122	558	21.9% ▼	-	-	-	264	1,428	18.5% ▼	305	1,485	20.5% ▲
<b>17-54 years old</b>																		
<b>1.4 Chimiro chemhunu maringe nekuroorwa.</b>	HIV+ people Total %			HIV+ people Total %			HIV+ people Total %			HIV+ people Total %			HIV+ people Total %			HIV+ people Total %		
Vasina kuroorwa	171	2,290	7%	96	2,700	4% ▼	57	1,697	3% ▼	118	1,286	9%	110	2,272	5% ▼	68	1,573	4% ▼
Vakaroorwa/roora	562	1,800	31%	719	2,922	25% ▼	483	2,674	18% ▼	686	2,861	24%	916	4,595	20% ▼	651	4,290	15% ▼
Vakarombwa/vakasiyana/vakafirwa	104	227	46%	130	271	48% ▲	80	232	34% ▼	523	983	53%	664	1,437	46% ▼	428	988	43% ▼
Vasiri pabarika	489	1,593	31%	682	2,748	25% ▼	460	2,568	18% ▼	681	2,848	24%	461	2,164	21% ▼	600	4,096	15% ▼
Vari pabarika	67	195	34%	41	154	27% ▼	22	100	22% ▼	5	11	45%	20	73	27% ▼	41	138	30% ▲
<b>1.5 Dzidzo</b>																		
Vasina Dzidzo/Puraimari	333	1,359	25%	316	1,360	23% ▼	163	834	20% ▼	706	2,357	30%	657	2,533	26% ▼	328	1,484	22% ▼
Sekondari nekudarika	504	2,958	17%	617	4,450	14% ▼	449	3,732	12% ▼	621	2,776	22%	963	5,519	17% ▼	802	5,302	15% ▼
<b>1.6 Mabasa</b>																		
Vari pabasa/Vanoshanda	446	1,901	23%	415	2,005	21% ▼	162	975	17% ▼	198	585	34%	267	832	32% ▼	133	466	29% ▼
Vanorima.varimi	193	935	21%	171	910	19% ▼	137	896	15% ▼	465	1,616	29%	198	863	23% ▼	146	746	20% ▼
Vasingashande	147	904	16%	240	1,683	14.3% ▼	307	2,228	13.8% ▼	622	2,311	27%	968	4,538	21% ▼	844	4,681	18% ▼
Vadzidzi (students)/Vachiri kudzidza	2	362	1%	14	757	2% ▲	15	503	3% ▲	9	493	1.83% ▼	22	1,219	1.80% ▼	24	958	3% ▲
<b>1.7 Kuchecheudzwa kwevanhurume</b>																		
Vakachecheudzwa				70	457	15%	19	145	13% ▼							N/A N/A N/A		
Vasina kuchecheudzwa				885	5,433	16%	598	4,423	14% ▼									
<b>1.8 Vanhu vakasanganwa navo pabonde</b>																		
0 (vari pasi pegore rimwe)				76	2,403	3%	72	1,678	4% ▲				95	2,215	4% ▼	65	1,595	4% ▼
1 (Vane gore rimwe)				434	2,108	21%	208	1,615	13% ▼				1,006	4,820	21% ▼	624	4,175	15% ▼
2-4 (Vane makore maviri kusvika mana)				383	1,204	32%	275	1,037	27% ▼				574	1,209	47% ▼	441	1,041	42% ▼
5+ (Vane makore mashanu kana kudarika)				63	171	37%	66	272	24% ▼				37	53	70% ▼	15	30	50% ▼
<b>2. Mibvunzo nemhinduro pamusoro peruzivo, njodzi, mawonero uye kusemwa</b>																		
<b>17-54 years old</b>																		
<b>2.1 Ruzivo pamusoro penzira dzinotapurirwa nadzo Hutachirwa</b>	Total Said Yes Asked %			Total Said Yes Asked %			Total Said Yes Asked %			Total Said Yes Asked %			Total Said Yes Asked %			Total Said Yes Asked %		
Kutemwa nyora	3,598	4,301	84%	3,135	5,908	53% ▼	3,561	4,437	80% ▲	4,679	5,122	91%	6,341	8,333	76% ▼	5,553	6,676	83% ▲
Kurumwa neumhutu/utunga/mosikito	1,748	4,326	40%	1,643	5,908	28% ▼	700	4,527	15% ▼	2,275	5,142	44%	2,747	8,357	33% ▼	1,088	6,470	17% ▼
Kushandisa midziyo mimwechete nevane hutachiwona	1,215	4,314	28%	651	5,894	11% ▼	488	4,586	11% ▼	1,095	5,101	21%	1,328	8,315	16% ▼	503	6,734	7% ▼
<b>2.2 Ruzivo maererano nezvinofungirwa kuti zvinowedzera mukana wekutapurira HIV</b>																		
Vakati kunge munhu ane zvirwere zvepabonde	3,729	4,327	86%	4,989	5,911	84% ▼	3,063	4,389	70% ▼	3,650	5,130	71%	7,293	8,352	87% ▲	5,716	6,328	90% ▲
Vakati kushandisa makondomu	888	4,325	21%	518	5,907	9% ▼	366	4,638	8% ▼	1,365	5,138	27%	1,928	8,355	23% ▼	459	6,670	7% ▼
Vakati kuroyiwa	517	4,320	12%	231	5,905	4% ▼	285	4,643	6% ▲	356	5,133	7%	262	8,352	3% ▼	168	6,768	2% ▼
<b>2.3 Ruzivo maererano nekutapurirwa kwehutachiwana kumwana</b>																		
Vakati vana vanokwanisa kubatira mukuyamwa	3,472	4,323	80%	4,698	5,915	79% ▼	4,084	4,453	92% ▲	3,715	5,137	72%	6,483	8,348	78% ▲	6,158	6,624	93% ▲
Vakati vana vose vanoberekwa namai vane hutachiwana, vane hutachiwana	3,605	4,324	83%	3,911	5,901	66% ▼	1,231	4,420	28% ▼	4,114	5,137	80%	4,464	8,349	53% ▼	1,504	6,625	23% ▼
<b>2.4 Ruzivo pamusoro peHIV neAIDS</b>																		
Vakati munhu ane hutachiwana anoonekwa nemaziso	2,114	4,308	49%	2,233	5,896	38% ▼	1,237	4,577	27% ▼	2,294	5,108	45%	3,161	8,326	38% ▼	1,686	6,658	25% ▼
<b>2.5 Kusemwa (Stigma)</b>																		
Vakati vanobvuma kuchengeta veukama vane hutachiwana	3,921	4,318	91%	5,596	5,908	95% ▲	4,139	4,623	90% ▼	4,644	5,135	90%	7,787	8,346	93.3% ▲	6,349	6,841	92.8% ▼
Vakati vakambochengeta veukama vane AIDS	1,097	4,330	25%	2,485	5,917	42% ▲	1,334	3,466	38% ▼	1,767	5,149	34%	3,911	8,357	47% ▲	2,062	5,010	41% ▼
Vakati kana vakabatira utachiwana vavakidzani vangavachengeta here	2,438	4,305	57%	4,303	5,902	73% ▲	3,273	4,241	77% ▲	2,060	5,104	40%	5,171	8,326	62% ▲	4,971	6,091	82% ▲
Vakaudza shamwari dzavo dzepabonde kuti vane hutachiwana							165	200	83%							302	526	57%
Vakaudza vaberiki vavo kuti vane hutachiwana							46	46	100%							185	185	100%
<b>15-44 years old</b>																		
<b>17-54 years old</b>																		
<b>15-44 years old</b>																		





# GRAPHS ALL SITES



Summary - All Sites

ALL ADULTS

HIV PREVALENCE	MALES 17-54																				
	1998-2000		2001-2003		2003-2005		2006-2009		2009-2011		1998-2000		2001-2003								
	Number	%	Number	%	Number	%	Number	%	Number	%	Number	%	Number	%	Number	%					
AREA																					
Katiyo	69	395	17%	49	303	16% ▼	72	501	14% ▼	26	319	8% ▼	17	327	5.2% ▼	87	412	21%	60	311	19% ▼
Eastern Highlands	70	423	17%	56	248	23% ▲	80	406	20% ▼	50	334	15% ▼	37	269	13.8% ▼	85	363	23%	64	234	27% ▲
Bonda Mission	51	288	18%	34	227	15% ▼	56	411	14% ▼	64	464	14% —	46	374	12.3% ▼	91	436	21%	68	376	18% ▼
Honde Mission	45	343	13%	32	306	10% ▼	51	467	11% ▲	28	381	7% ▼	40	384	10.4% ▲	100	523	19%	77	422	18% ▼
Selborne	123	456	27%	83	349	24% ▼	119	611	19% ▼	69	381	18% ▼	71	443	16.0% ▼	103	362	28%	98	354	28% —
Sheba	76	492	15%	60	350	17% ▲	68	447	15% ▼	39	264	15% —	48	316	15.2% ▲	84	306	27%	66	243	27% —
Nyazura	125	437	29%	78	252	31% ▲	118	507	23% ▼	61	384	16% ▼	82	414	19.8% ▲	165	379	44%	108	259	42% ▼
Nyanga	95	400	24%	67	270	25% ▲	117	501	23% ▼	79	409	19% ▼	60	400	15.0% ▼	180	420	43%	121	299	40% ▼
Watsomba	42	259	16%	30	237	13% ▼	58	503	12% ▼	39	439	9% ▼	51	472	10.8% ▲	121	574	21%	93	454	20% ▼
Nyabadza and Nyahukwe	54	302	18%	29	207	14% ▼	66	465	14% ▲	33	381	9% ▼	58	439	13.2% ▲	127	538	24%	85	375	23% ▼
St. Killian's Mission	43	364	12%	23	216	11% ▼	61	384	16% ▲	26	295	9% ▼	44	386	11.4% ▲	84	509	17%	60	372	16% ▼
St. Theresa's Mission	51	250	20%	25	181	14% ▼	72	431	17% ▲	35	306	11% ▼	67	381	17.6% ▲	138	589	23%	103	446	23% ▼
ALL PROJECT AREAS	844	4409	19%	566	3146	18% ▼	938	5634	17% ▼	549	4357	12.6% ▼	621	4605	13.5% ▲	1365	5411	25%	1003	4145	24% ▼

YOUNG ADULTS

HIV PREVALENCE	MALES 17-24														FEMALE						
	1998-2000		2001-2003		2003-2005		2006-2009		2009-2011		1998-2000		2001-2003								
	Number	%	Number	%	Number	%	Number	%	Number	%	Number	%	Number	%	Number	%					
AREA																					
Katiyo	5	157	3%	3	129	2% ▼	7	197	4% ▲	1	119	1% ▼	0	112	0% ▼	41	161	25%	15	126	12% ▼
Eastern Highlands	15	233	6%	4	86	5% ▼	7	120	6% ▲	1	89	1% ▼	4	64	6% ▲	24	147	16%	14	90	16% ▼
Bonda Mission	6	137	4%	1	129	1% ▼	2	195	1% ▲	14	215	7% ▲	3	157	2% ▼	18	104	17%	10	104	10% ▼
Honde Mission	1	165	1%	4	161	2% ▲	2	224	1% ▼	4	166	2% ▲	5	134	4% ▲	23	170	14%	7	138	5% ▼
Selborne	17	183	9%	4	118	3% ▼	6	227	3% ▼	7	123	6% ▲	1	130	1% ▼	15	95	16%	7	117	6% ▼
Sheba	9	224	4%	4	125	3% ▼	6	153	4% ▲	3	83	4% ▼	3	92	3% ▼	27	107	25%	10	94	11% ▼
Nyazura	14	162	9%	9	105	9% ▼	16	225	7% ▼	9	157	6% ▼	9	131	7% ▲	39	154	25%	25	105	24% ▼
Nyanga	8	175	5%	2	98	2% ▼	13	190	7% ▲	8	149	5% ▼	3	116	3% ▼	46	153	30%	17	103	17% ▼
Watsomba	5	145	3%	0	151	0% ▼	6	283	2% ▲	7	229	3% ▲	10	223	4% ▲	20	163	12%	14	150	9% ▼
Nyabadza and Nyahukwe	13	181	7%	4	113	4% ▼	5	243	2% ▼	4	194	2% ▲	2	176	1% ▼	32	155	21%	6	93	6% ▼
St. Killian's Mission	5	228	2%	1	124	1% ▼	5	194	3% ▲	6	140	4% ▲	7	177	4% ▼	19	174	11%	7	127	6% ▼
St. Theresa's Mission	8	141	6%	5	117	4% ▼	8	219	4% ▼	5	141	4% ▼	5	157	3% ▼	30	197	15%	18	146	12% ▼
ALL PROJECT AREAS	106	2131	5%	41	1456	3% ▼	83	2470	3% ▲	69	1805	3.8% ▲	52	1669	3.1% ▼	334	1780	19%	150	1393	11% ▼